




After launching Google Classroom a few weeks ago, we have been working non-stop to make sure everyone can access work whilst at home. This letter will explain how to access Google Classroom using your new email address and password. Look at the explanation below and try to log in. This is the way that, as a school, we will be helping all children to login.

To gain access to Google Classroom, type in this URL into your search bar and follow the on screen instructions.

Here is your username and password. This is the email address that your account has been setup with. Type these in, to bypass Wonde and go straight into Google Classroom. This is where you can access the work that your teachers have set.

 Google Classroom	classroom.google.com/a/strhull.org
	Username: 11smithw@student.strhull.org Password: 55fkEfGH
	edu.wonde.com/login/A54177096
	Magic Badges or Emoji Passwords
	trockstars.com
	Username: waysmi Password: rtk

These login details have been randomly created for this example only and do not represent a child at St Richard's.

These are your Rockstar login details. Your teacher will have set you specific times tables to complete.

You will not find this on Google Classroom. You must go through the Internet browser. The link is above.